



NP55-12 NP55-12FR

Sealed Rechargeable
Lead-Acid Battery

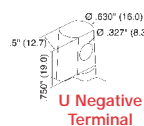
12V, 56.3Ah

Specifications

- **NOMINAL VOLTAGE:** 12V
- **NOMINAL CAPACITY:**
 - 20 hr. rate of 2.81A to 10.5V 56.3Ah
 - 10 hr. rate of 5.14A to 10.5V 51.4Ah
 - 5 hr. rate of 9.52A to 10.2V 48.1Ah
 - 1 hr. rate of 37.8A to 9.60V 37.8Ah
- **WEIGHT (approx.):** 39 pounds (17.7kgs)
- **ENERGY DENSITY (20 hr. rate):** 1.45 WH/cubic inch (90 WH/liter)
- **SPECIFIC ENERGY (20 hr. rate):** 17 WH/pound (38 WH/kg)
- **INTERNAL RESISTANCE OF CHARGED BATTERY:** 7.8 milliohms (approx.)
- **MAXIMUM DISCHARGE CURRENT WITH STANDARD TERMINALS:** 150 amperes
- **MAXIMUM SHORT-DURATION DISCHARGE CURRENT:** 500 amperes
- **OPERATING TEMPERATURE RANGE:**
 - CHARGE 5°F to 122°F (-15°C to 50°C)
 - DISCHARGE -4°F to 140°F (-20°C to 60°C)
- **CHARGE RETENTION (shelf life) at 68°F (20°C):**
 - 1 month 97%
 - 3 months 91%
 - 6 months 85%
- **LIFE EXPECTANCY:**
 - STANDBY USE 3 to 5 years
 - CYCLE USE (approx.):
 - 100% depth of discharge 250 cycles
 - 50% depth of discharge 550 cycles
 - 30% depth of discharge 1200 cycles
- **SEALED CONSTRUCTION:** Can be operated in any position without leakage.
- **STANDARD TERMINAL:** Universal or options in terminal diagram
- **HOUSING MATERIAL:** PP Resin
- **OPTIONAL:** Container and cover made from Flame Retardant PP (UL94-V0/L.O.I.>28%)

Terminal


Standard



Terminal height above cover

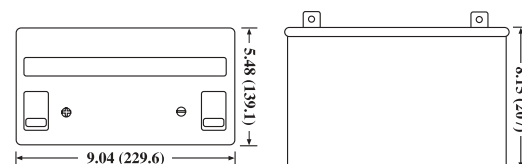
Terminal Type	NP55-12 mm	ins
B	3.3	0.13
NB	21.1	0.83
MJ	26.9	1.06
AP	21.1	0.83
MG	36.3	1.43
U	21.1	0.83

Optional



Note:
Dimensions are in inches (mm)
Tolerances are ± 0.04 in. (±1mm)
and ± 0.08 in. (± 2mm) for height dimensions.

Dimensions

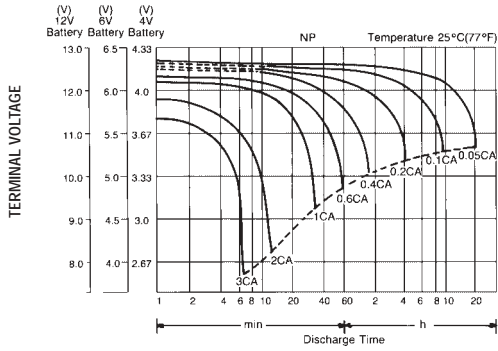


DIMENSIONS: INCHES (MM)

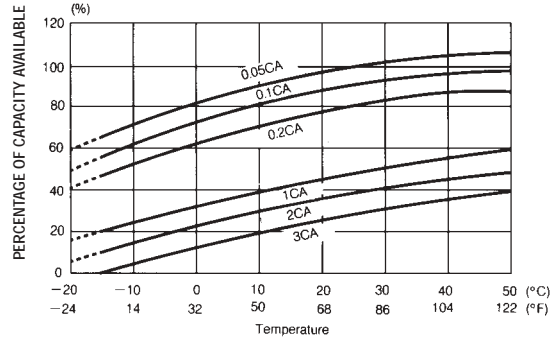


RECOGNIZED BY UL, File No. MH 14328

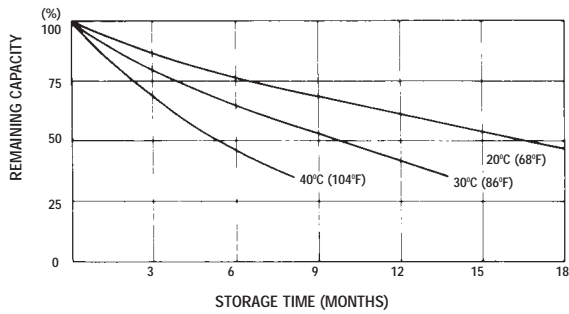
DISCHARGE CHARACTERISTIC CURVES AT 25°C (77°F)



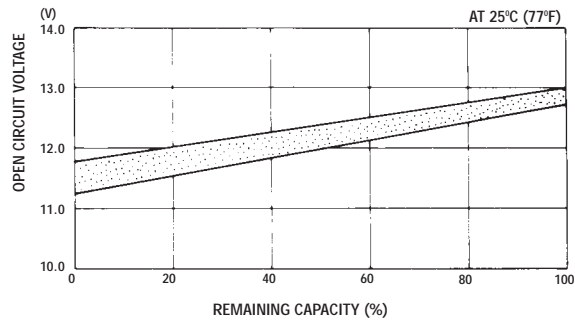
TEMPERATURE EFFECTS IN RELATION TO BATTERY CAPACITY



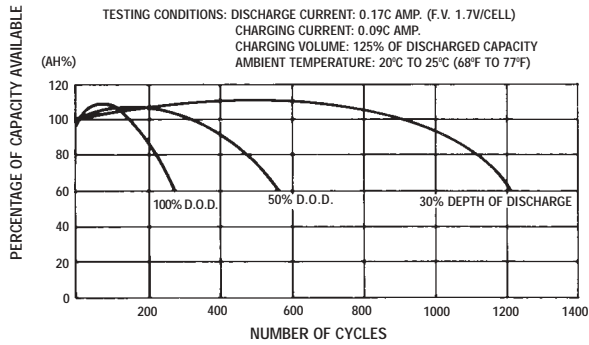
SELF DISCHARGE CHARACTERISTICS



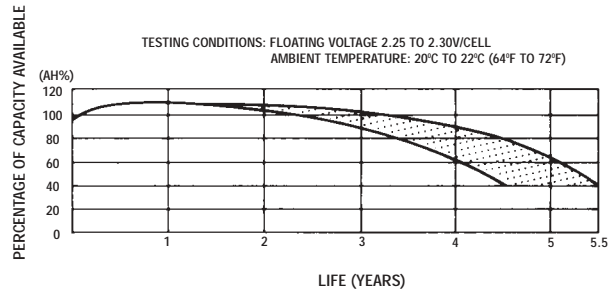
OPEN CIRCUIT VOLTAGE VS REMAINING CAPACITY



CYCLE SERVICE LIFE IN RELATION TO DEPTH OF DISCHARGE



FLOAT SERVICE LIFE



When the battery will be used by current in excess of 3C, consult with EnerSys, Inc. prior to use.

CHARGING METHODS (At 20°C)

Cycle use: Maximum charging current 0.25C
Charging voltage 14.4 to 15.0V
Standby use: Float charging voltage 13.50 to 13.80V

CAUTION

- Avoid short circuit
- Do not charge in a sealed container.



EnerSys Inc.
P.O. Box 14145
Reading, PA 19612-4145
USA
Tel: +1-610-208-1991
+1-800-538-3627

EnerSys EMEA
Brussels, Belgium
Tel: +32 (0)2 247 94 47
EnerSys Asia
Guangdong, China
Tel: +86 755 2689 3639

Represented by: